


19" WIDE RACK MOUNT WIRE MINDER

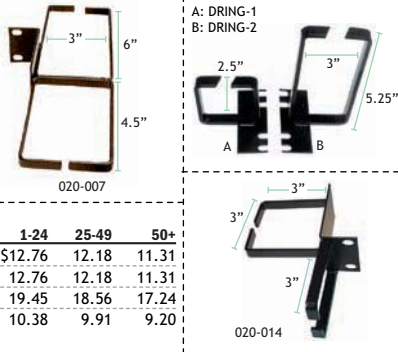
- Plastic wire saddle type directs patch cables to more routes.
- Metal D-Ring type holds more patch cables in a ring.



ORDER CODE	DESCRIPTION	1-9	10-19	20+
020-001	1.75"(H) Plastic Wire Saddle Type	\$24.02	22.93	21.29
020-002	1.75"(H) Metal D-Ring Type	30.89	29.48	27.38
020-003	1.75"(H) Panel with 1.75"(D) Front Wiring Duct	38.90	37.13	34.48
020-004	1.75"(H) Panel with 2.63"(D) Front Wiring Duct	45.76	43.68	40.56
020-005	1.75"(H) 2.63"(D) Front and Back Wiring Duct	73.22	69.89	64.90
020-006	1.75"(H) 1.75"(D) Front and Back Wiring Duct	68.64	65.52	60.84
020-008	1.75"(H) Patch Cord Trough	41.18	39.31	36.50
020-009	3.50"(H) Horizontal 4-Ring Type	40.48	38.64	35.88
020-013	1.75"(H) Front and Back 3"(D) Metal D-Ring	65.21	62.24	57.80

D-RING VERTICAL CABLE ORGANIZER

- Designed to maintain a neat cable flow vertically on the back or the front of a relay rack.
- Heavy gauge steel construction.
- Double-sided tape included.
- Fit within the dimensions of the rack.

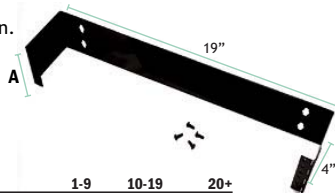


ORDER CODE	DESCRIPTION	1-24	25-49	50+
020-DRING-1	2.50" High (1U)	\$12.76	12.18	11.31
020-DRING-2	5.25" High (2U)	12.76	12.18	11.31
020-007	Vertical Dual Ring (1U)	19.45	18.56	17.24
020-014	Rack Side mount D-Ring Bracket (1U)	10.38	9.91	9.20

WALL MOUNT BRACKETS

4" DEEP HINGED WALL MOUNT BRACKET

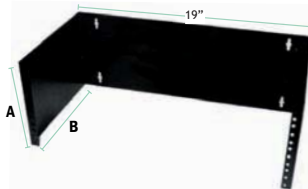
- Swing arms - easy to access mounted panel for maintenance and installation.
- Mounting holes with nuts, meets EIA standard.
- 19" wide, 4" deep.



ORDER CODE	(A) HEIGHT	RACK SPACE	1-9	10-19	20+
021-001	1.75"	1	\$24.02	22.93	21.29
021-002	3.50"	2	28.16	26.88	24.96
021-003	5.25"	3	37.49	35.78	33.23
021-004	7"	4	41.71	39.82	36.97
021-005	8.75"	5	52.54	50.15	46.57
021-007	12.25"	7	68.64	65.52	60.84

DEEP WALL MOUNT BRACKET

- Designed for Hubs, switches and other deep rack mount equipments; 19" wide, 8" or 12" deep.



ORDER CODE	(A) HEIGHT	(B) DEPTH	1-9	10-19	20+
021-004-12	7"	12"	\$49.37	47.12	43.76
021-007-12	12.25"	12"	87.91	83.92	77.92
021-002-8	3.50"	8"	30.89	29.48	27.38

19" STEEL RELAY RACK

- #12-24 Panel mounting holes.
- Self-supporting base: 3.5" x 6" extruding angle.
- Height: 84" (7 ft).
- Weight: 52 lbs.

022-07-GY-STL



ORDER CODE	DESCRIPTION	1-9	10-19	20+
022-07-GY-STL	19" Relay Rack, Gray	\$193.60	184.80	171.60
022-07-BK-STL	19" Relay Rack, Black	193.60	184.80	171.60

19" BLANK PANELS

- 19" wide, black.

ORDER CODE	HEIGHT	# RACK SPACE	1-24	25-49	50+
026-01	1.75"	1	\$11.26	10.75	9.98
026-02	3.50"	2	13.90	13.27	12.32



EQUIPMENT SHELVES

19" VENTED SHELVES

- Slotted flange for horizontal cable management.

ORDER CODE	DIMENSION	1-9	10-19	20+
023-VC3	Center Mount, 3.50"H x 17.13"W x 19"D	\$66.35	63.34	58.81
023-VM3	Front Mount, 5.25"H x 17.63"W x 19"D	69.78	66.61	61.85



LOW COST FRONT MOUNT SHELVES

- Front and rear flange, black hard-powder coat finish.

ORDER CODE	DIMENSION	1-9	10-19	20+
023-LC1	1.75"H x 17.3"W x 10.75"D	\$27.46	26.21	24.34
023-LC2	3.47"H x 17.3"W x 14.00"D	30.89	29.48	27.38



CENTER-WEIGHT SHELVES

- Help balance heavy load, 19" deep.
- Set of rear rail mounting brackets to increase load weight capacity.

ORDER CODE	DESCRIPTION	1-9	10-19	20+
023-CP	3.50"H x 17.50"W, Vented	\$86.94	82.99	77.06
023-CS	3.50"H x 17.50"W, Solid	76.65	73.16	67.94




ADJUSTABLE CENTER - WEIGHT SHELVES,

3.50" HEIGHT

- Multi-position shelves allow you to adjust the center of your shelf farther forward for keyboards or farther back for other equipment.
- Available in solid or vented for better air flow.

ORDER CODE	DESCRIPTION	1-9	10-19	20+
023-ADS	3.50"H x 17.13"W x 19"D, Solid	\$56.06	53.51	49.69
023-ADV	3.50"H x 17.13"W x 19"D, Vented	63.45	60.56	56.24



19" RACK MOUNT TRAY - FRONT MOUNT

- Heavy 16 gauge steel formed construction, powder coated black finish.
- Front and rear flange - prevent equipment slide out of shelf.

ORDER CODE	DIMENSION	1-9	10-19	20+
023-111	1.75"H x 11"D	\$38.90	37.13	34.48
023-212	3.50"H x 12"D	46.90	44.77	41.57
023-314	5.25"H x 14"D	53.77	51.32	47.66
023-414	7.00"H x 14"D	59.49	56.78	52.73



UNIVERSAL EQUIPMENT SHELF

- Designed to be mounted on 19" relay racks with EIA spacing.
- The brackets are adjustable for various mounting configurations - flush forward, rear, and centered.
- Accommodates up to 50lb of load.
- 17" wide between brackets; 12" deep.

ORDER CODE	DIMENSION	1-9	10-19	20+
023-UES-12	1.75"H x 12"D	\$57.20	54.60	50.70

