

S-ATA CABLE

S-ATA (SERIAL ATA) CABLE

- Cables only 8mm O.D. - increases airflows.
- Improved signal integrity - signal to ground (1 to 1) ratio.
- Supports upto 150MB/sec data transfer.
- Cables : 26 AWG, 4 pair, shielded with 28AWG drain wire.
- Connectors : Serial ATA 7 Pin.



ORDER CODE	DESCRIPTION	1-49	50-99	100+
D21-SATA-180-18	SATA cable, single device, 18" long	\$2.20	2.10	1.95
D21-SATA-180-36	SATA cable, single device, 36" long	2.82	2.69	2.50
D21-SATA-90-18	SATA cable, single device, 18" long 90° connectors	2.20	2.10	1.95
D21-SATA-90-36	SATA cable, single device, 36" long 90° connectors	2.82	2.69	2.50

S-ATA (SERIAL ATA) POWER CONVERTER CABLE

- Used for powering serial drives.
- Converts Serial ATA drives which have a special 15 Pin Power connector to the standard 4 Pin used on most power supplies.
- Required for all Serial ATA Devices.
- Cables : UL1007 VW-1 80°C 300V 18 AWG.



ORDER CODE	DESCRIPTION	1-49	50-99	100+
D21-SATA-PW-1	SATA Power Cable, 6" long	\$1.85	1.76	1.64
D21-SATA-PW-2	SATA Power Y Cable, 12" long	2.90	2.77	2.57

S-ATA (SERIAL ATA) CABLE

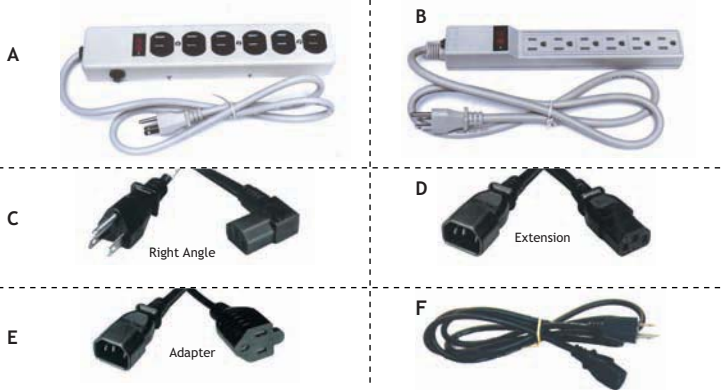
- Cable: 26 AWG, 28 AWG drain wire, braid shielded, blue PVC jacket.
- Serial ATA 7-pin plug, crimping type, gold plated contacts with shell.
- Molded black PVC hood.
- Insulation Resistance: 100 mega ohm minimum.
- Conductance Resistance: 2 ohm maximum.



ORDER CODE	DESCRIPTION	1-49	50-99	100+
D22-ESATA-18	Serial ATA 7-Pin Plug Cable, 18 inches	\$2.90	2.77	2.57
D22-ESATA-36	Serial ATA 7-Pin Plug Cable, 36 inches	3.87	3.70	3.43

• Custom Length: **Please Call for Price.**

POWER CENTER & SURGE PROTECTION



ORDER CODE	DESCRIPTION	1-24	25-49	50+
A) C15-PO-06-M	6-Outlet Power Strip, Metal Enclosure, with Surge Protection	\$9.24	8.82	8.19
B) C15-PO-06-P	6-Outlet Power Strip, Plastic Enclosure, with Surge Protection	7.48	7.14	6.63
C) C14-PC-06-RT	Power Cord, 6 feet, right angle	2.64	2.52	2.34
D) C14-EXT-06	Power Cord Extension, 6 feet	1.94	1.85	1.72
E) C14-ADP-01	Power Cord Adapter, 1 feet	1.58	1.51	1.40
C14-ADP-06	Power Cord Adapter, 6 feet	2.55	2.44	2.26
F) C14-PC-03	Power Cord, 3 feet	1.74	1.66	1.54
C14-PC-06	Power Cord, 6 feet	2.02	1.93	1.79
C14-PC-10	Power Cord, 10 feet	2.90	2.77	2.57

ESATA CABLES

SATA TO ESATA CABLE

- 18 inches

ORDER CODE	1-24	25-49	50+
D21-SATA-ESATA-18I	\$2.06	1.97	1.83

SATA TO ESATA CABLE

- 3 feet


ORDER CODE	1-24	25-49	50+
D21-SATA-ESATA-03	\$2.39	2.28	2.12

SATA TO ESATA CABLE WITH BRACKET

- 2 feet

ORDER CODE	1-24	25-49	50+
D21-SATA-ESATA-P	\$2.75	2.62	2.43

INTERNAL SAS CABLE



ORDER CODE	DESCRIPTION	1-24	25-49	50+
D23-36P-36P-02	Mini SAS 36P to Mini SAS 36P Cable, 18 inches	\$20.06	19.15	17.78
D23-36P-36P-03	Mini SAS 36P to Mini SAS 36P Cable, 3 feet	23.13	22.08	20.50
D23-36P-7P-02	Mini SAS 36P to 4 SATA 7P Cable, 18 inches	19.54	18.65	17.32
D23-36P-7P-03	Mini SAS 36P to 4 SATA 7P Cable, 3 feet	27.35	26.11	24.24
D23-36P-32P-02	Mini SAS 36P to SAS 32P Cable, 18 inches	19.76	18.87	17.52
D23-36P-32P-03	Mini SAS 36P to SAS 32P Cable, 3 feet	20.06	19.15	17.78

EXTERNAL SAS CABLE

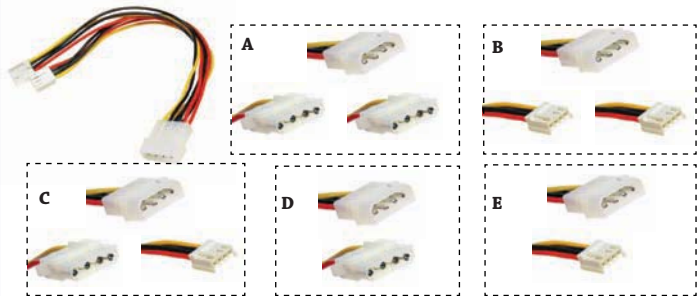


ORDER CODE	DESCRIPTION	1-24	25-49	50+
D24-4X-M4X-01M	SFF 8470 to SFF 8088 Cable, 1 meter	\$48.08	45.90	42.62
D24-4X-M4X-02M	SFF 8470 to SFF 8088 Cable, 2 meters	64.22	61.30	56.92
D24-4X-M4X-03M	SFF 8470 to SFF 8088 Cable, 3 meters	80.36	76.71	71.23
D24-4X-4X-01M	SFF 8470 to SFF 8470 Cable, 1 meter	51.73	49.38	45.85
D24-4X-4X-02M	SFF 8470 to SFF 8470 Cable, 2 meters	67.85	64.76	60.14
D24-4X-4X-03M	SFF 8470 to SFF 8470 Cable, 3 meters	83.99	80.17	74.44
D24-M4X-M4X-01M	SFF 8088 to SFF 8088 Cable, 1 meter	46.46	44.35	41.18
D24-M4X-M4X-02M	SFF 8088 to SFF 8088 Cable, 2 meters	62.60	59.76	55.49
D24-M4X-M4X-03M	SFF 8088 to SFF 8088 Cable, 3 meters	78.72	75.15	69.78

INTERNAL DC POWER CABLES

POWER CABLE

- A must when adding a new drive.
- High quality components to guarantee peak performance.



ORDER CODE	DESCRIPTION	1-24	25-49	50+
(A) C26-Y-555	5.25" Male to Two 5.25" Female, 10"	\$1.14	1.09	1.01
(B) C26-Y-533	5.25" Male to Two 3.50" Female, 10"	1.14	1.09	1.01
(C) C26-Y-553	5.25" Male to 5.25"+3.50" Female, 10"	1.14	1.09	1.01
(D) C26-5M-5F	5.25" Male to 5.25" Female, 12"	1.14	1.09	1.01
(E) C26-5M-3F	5.25" Male to 3.50" Female, 4"	1.14	1.09	1.01